

Impact of COVID-19 on Small Business Survey

Friday, March 27, 2020



1370

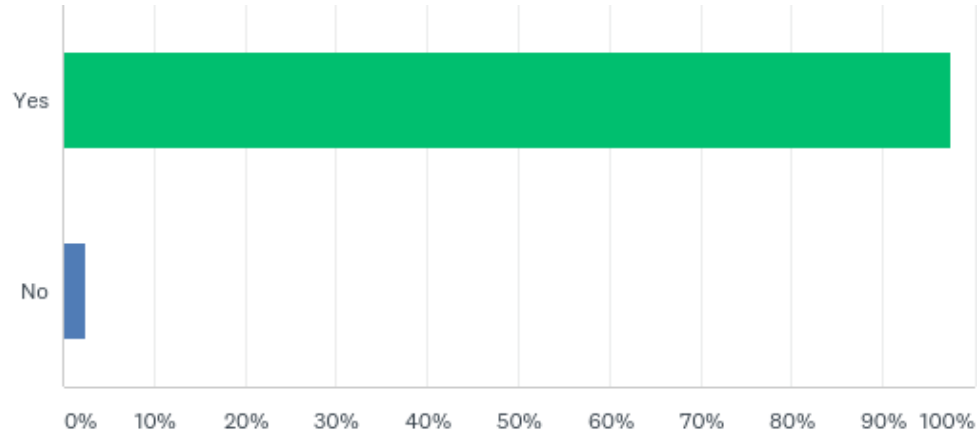
Total Responses

Date Created: Wednesday, March 18, 2020

Complete Responses: 1370

Are you a business owner?

Answered: 1,370 Skipped: 0



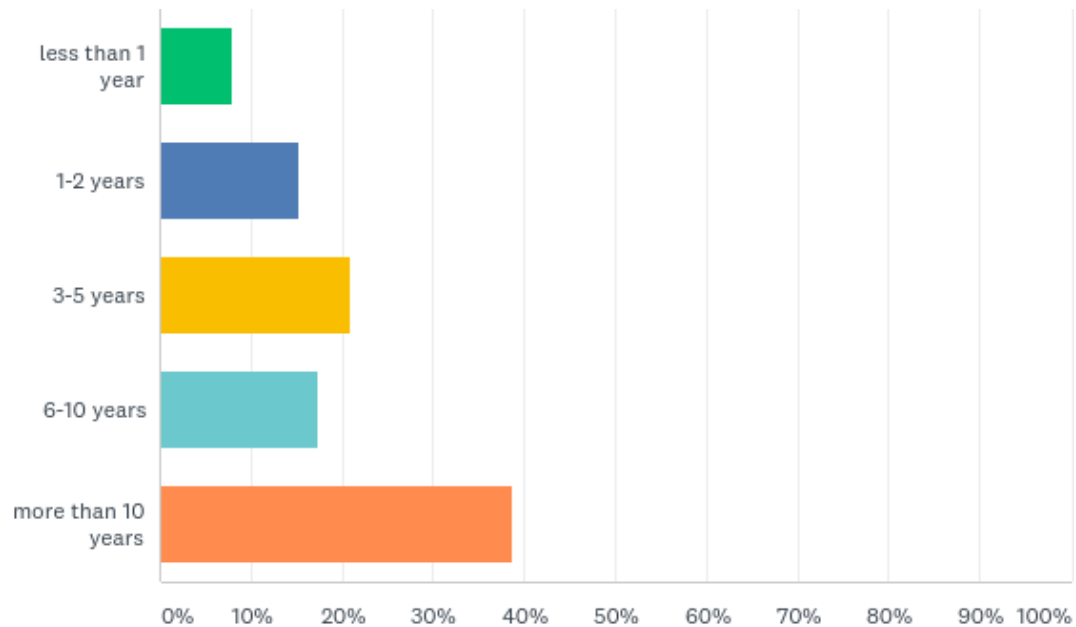
Are you a business owner?

Answered: 1,370 Skipped: 0

ANSWER CHOICES	RESPONSES	
Yes	97.59%	1,337
No	2.41%	33
TOTAL		1,370

How long have you been in business?

Answered: 1,370 Skipped: 0



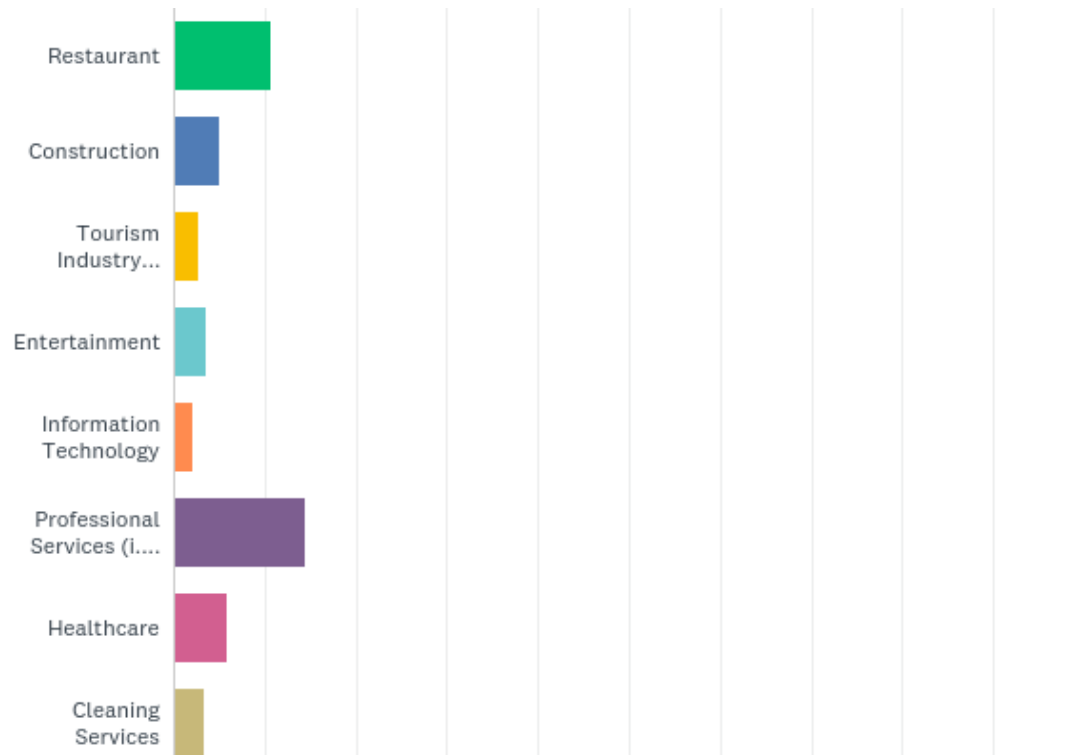
How long have you been in business?

Answered: 1,370 Skipped: 0

ANSWER CHOICES	RESPONSES	
less than 1 year	7.88%	108
1-2 years	15.26%	209
3-5 years	20.88%	286
6-10 years	17.30%	237
more than 10 years	38.69%	530
TOTAL		1,370

Type of business?

Answered: 1,370 Skipped: 0



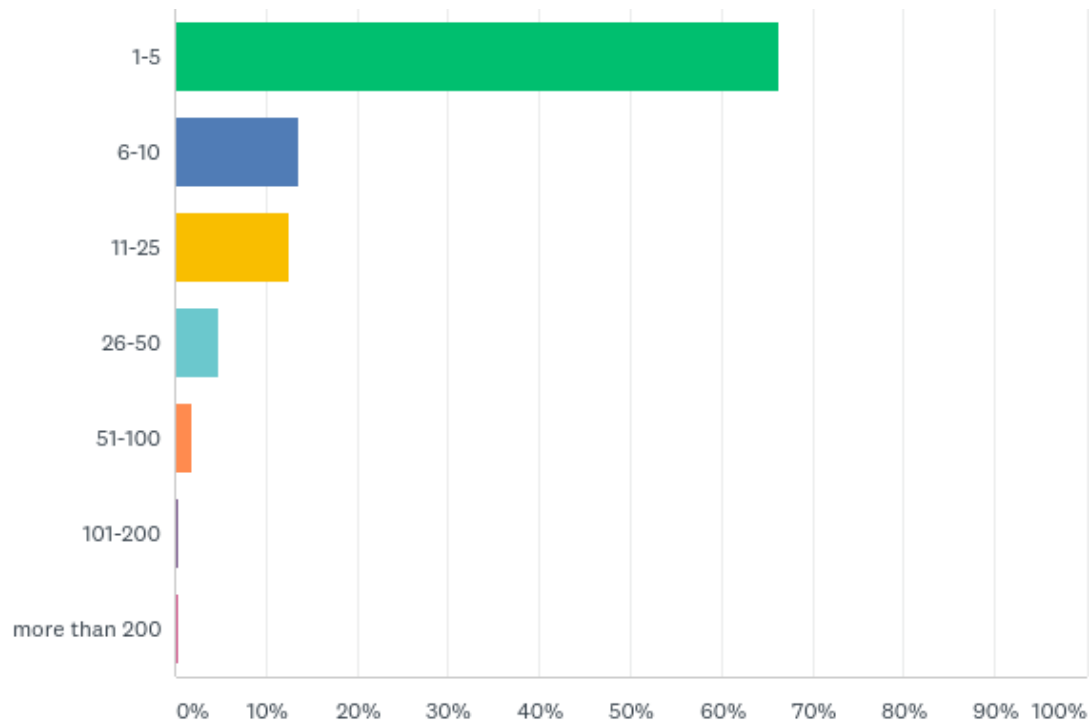
Type of business?

Answered: 1,370 Skipped: 0

ANSWER CHOICES	RESPONSES
Restaurant	10.73% 147
Construction	5.11% 70
Tourism Industry (lodging, attractions, conferences, transportation, etc.)	2.70% 37
Entertainment	3.65% 50
Information Technology	2.04% 28
Professional Services (i.e. engineering, legal, etc.)	14.53% 199
Healthcare	5.84% 80
Cleaning Services	3.36% 46
Medical Equipment/Supplies	0.00% 0
Other (please specify)	52.04% 713
TOTAL	1,370

Number of employees?

Answered: 1,370 Skipped: 0



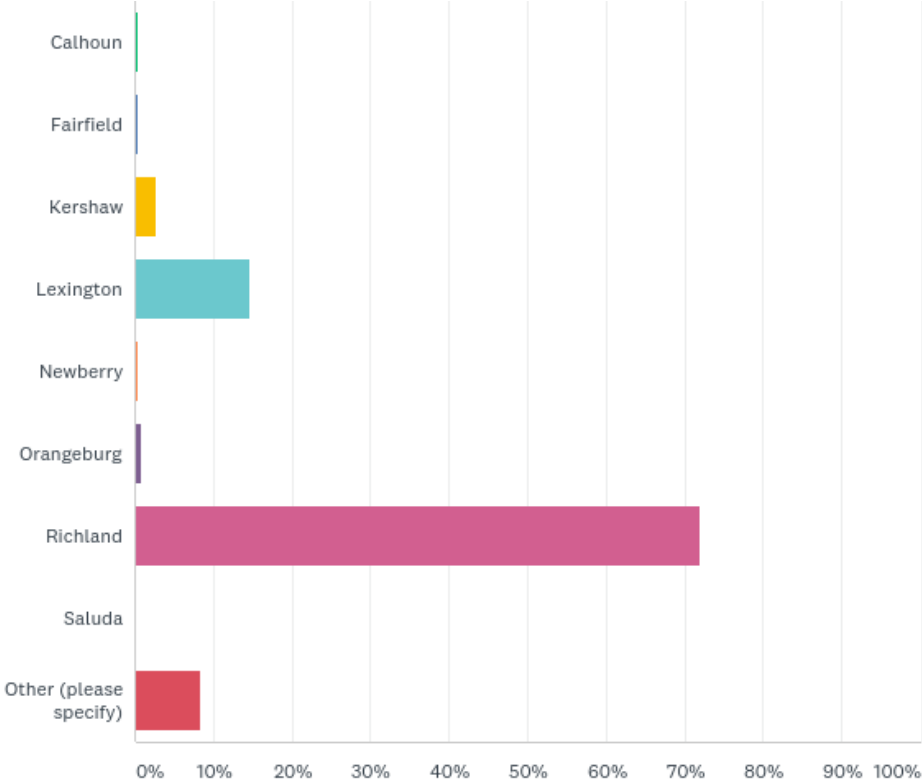
Number of employees?

Answered: 1,370 Skipped: 0

ANSWER CHOICES	RESPONSES	
1-5	66.28%	908
6-10	13.58%	186
11-25	12.63%	173
26-50	4.74%	65
51-100	1.90%	26
101-200	0.36%	5
more than 200	0.51%	7
TOTAL		1,370

Please list the county where your business is located?

Answered: 1,370 Skipped: 0



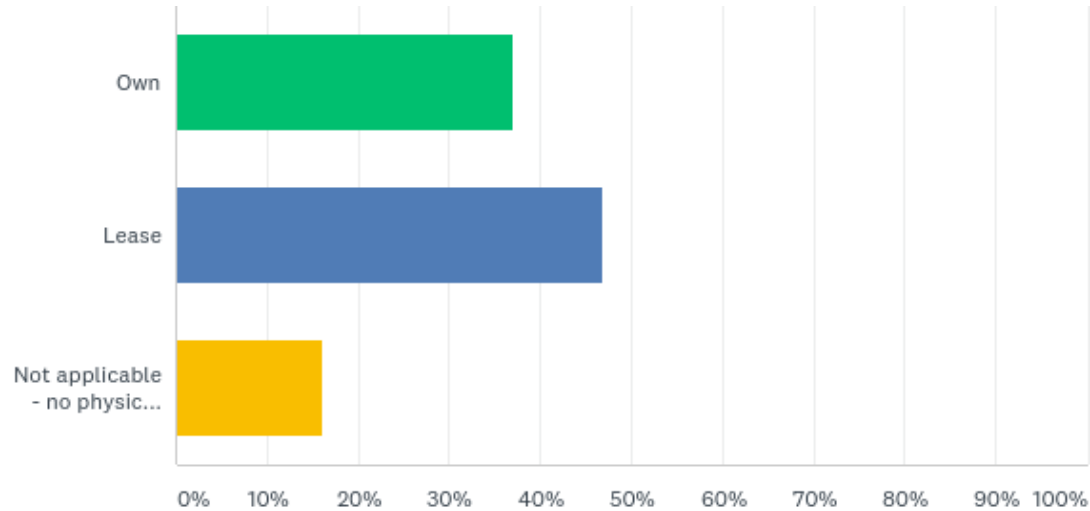
Please list the county where your business is located?

Answered: 1,370 Skipped: 0

ANSWER CHOICES	RESPONSES
Calhoun	0.44% 6
Fairfield	0.36% 5
Kershaw	2.77% 38
Lexington	14.74% 202
Newberry	0.44% 6
Orangeburg	0.88% 12
Richland	71.97% 986
Saluda	0.00% 0
Other (please specify)	8.39% 115
TOTAL	1,370

Do you own or lease your business space?

Answered: 1,370 Skipped: 0



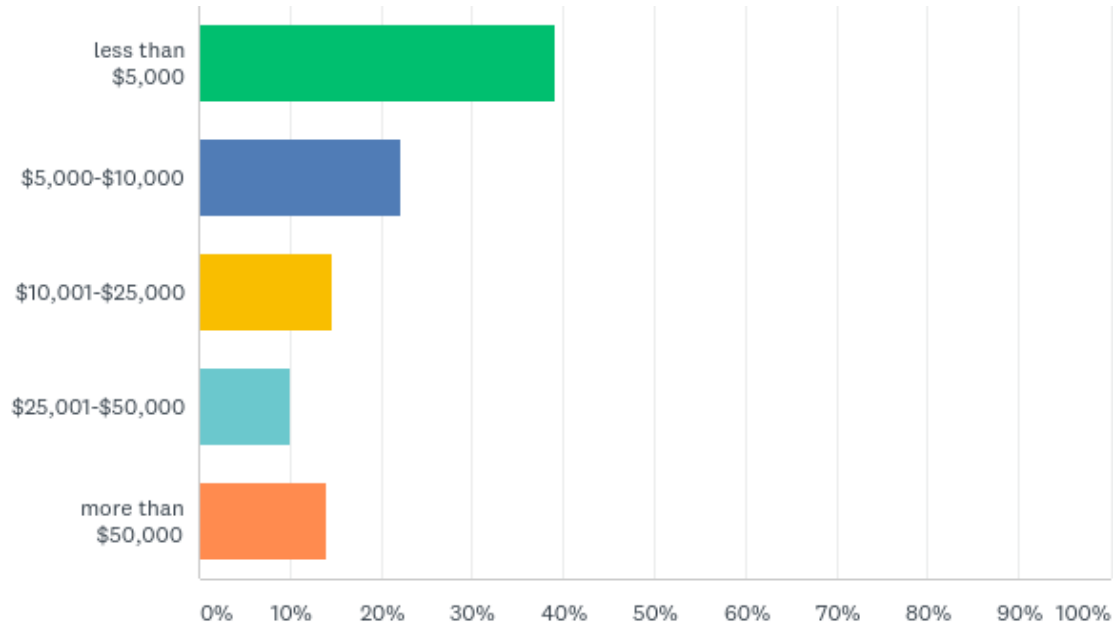
Do you own or lease your business space?

Answered: 1,370 Skipped: 0

ANSWER CHOICES	RESPONSES	
Own	37.01%	507
Lease	46.79%	641
Not applicable - no physical space	16.20%	222
TOTAL		1,370

What are your estimated monthly expenses for your business?

Answered: 1,370 Skipped: 0



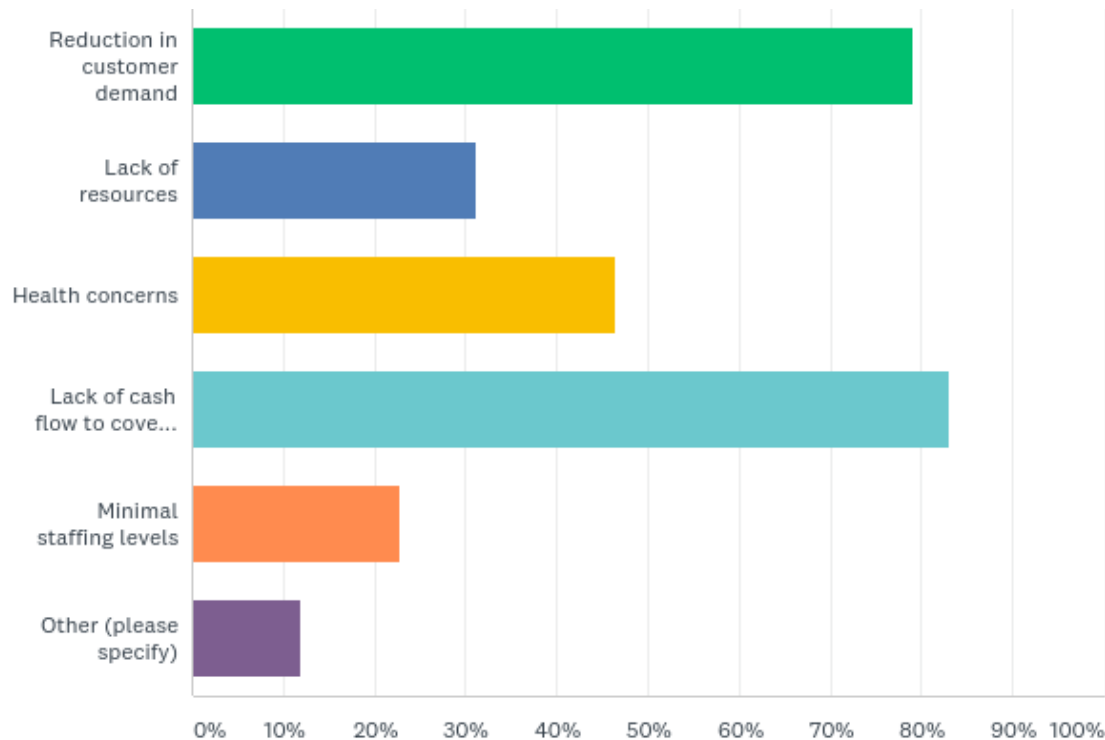
What are your estimated monthly expenses for your business?

Answered: 1,370 Skipped: 0

ANSWER CHOICES	RESPONSES	
less than \$5,000	39.12%	536
\$5,000-\$10,000	22.19%	304
\$10,001-\$25,000	14.67%	201
\$25,001-\$50,000	10.00%	137
more than \$50,000	14.01%	192
TOTAL		1,370

What are your top concerns in operating your business during the COVID-19 pandemic? (Please check all that apply)

Answered: 1,370 Skipped: 0



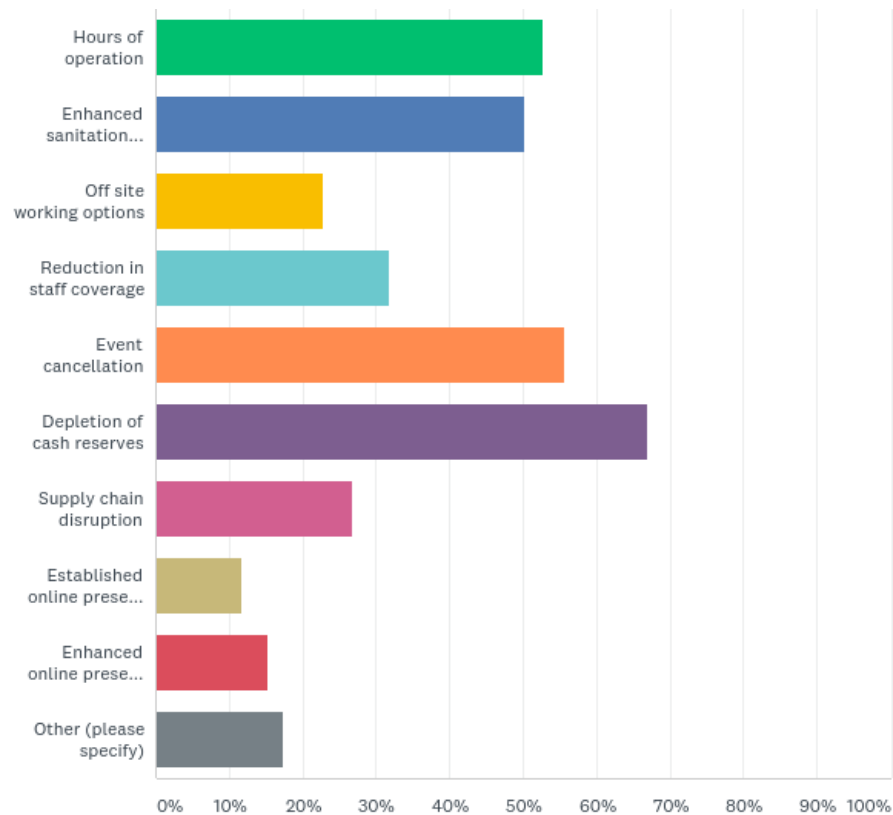
What are your top concerns in operating your business during the COVID-19 pandemic? (Please check all that apply)

Answered: 1,370 Skipped: 0

ANSWER CHOICES	RESPONSES	
Reduction in customer demand	79.05%	1,083
Lack of resources	31.17%	427
Health concerns	46.50%	637
Lack of cash flow to cover operating expenses	83.07%	1,138
Minimal staffing levels	22.70%	311
Other (please specify)	11.97%	164
Total Respondents: 1,370		

How has the COVID-19 affected your business on a daily basis? (Please check all that apply)

Answered: 1,370 Skipped: 0



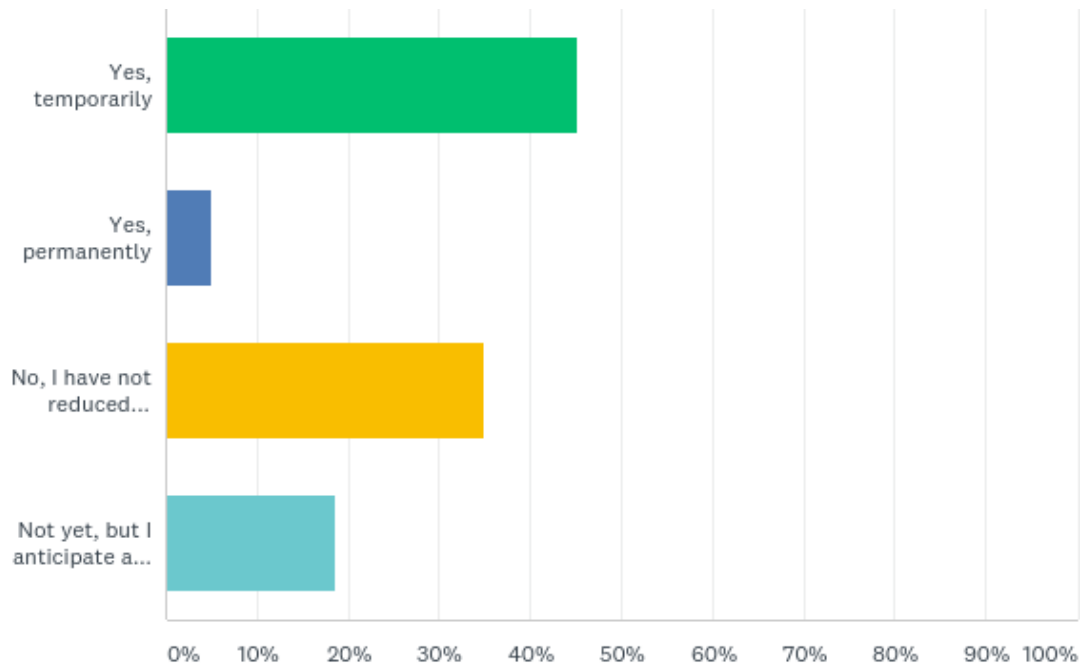
How has the COVID-19 affected your business on a daily basis? (Please check all that apply)

Answered: 1,370 Skipped: 0

ANSWER CHOICES	RESPONSES	
Hours of operation	52.70%	722
Enhanced sanitation practices	50.15%	687
Off site working options	22.85%	313
Reduction in staff coverage	31.75%	435
Event cancellation	55.69%	763
Depletion of cash reserves	66.93%	917
Supply chain disruption	26.86%	368
Established online presence to sell and deliver products	11.68%	160
Enhanced online presence to sell and deliver products	15.26%	209
Other (please specify)	17.30%	237
Total Respondents: 1,370		

Have you had to reduce the number of employees working for your business as a result of the COVID-19? (Please check all that apply)

Answered: 1,370 Skipped: 0



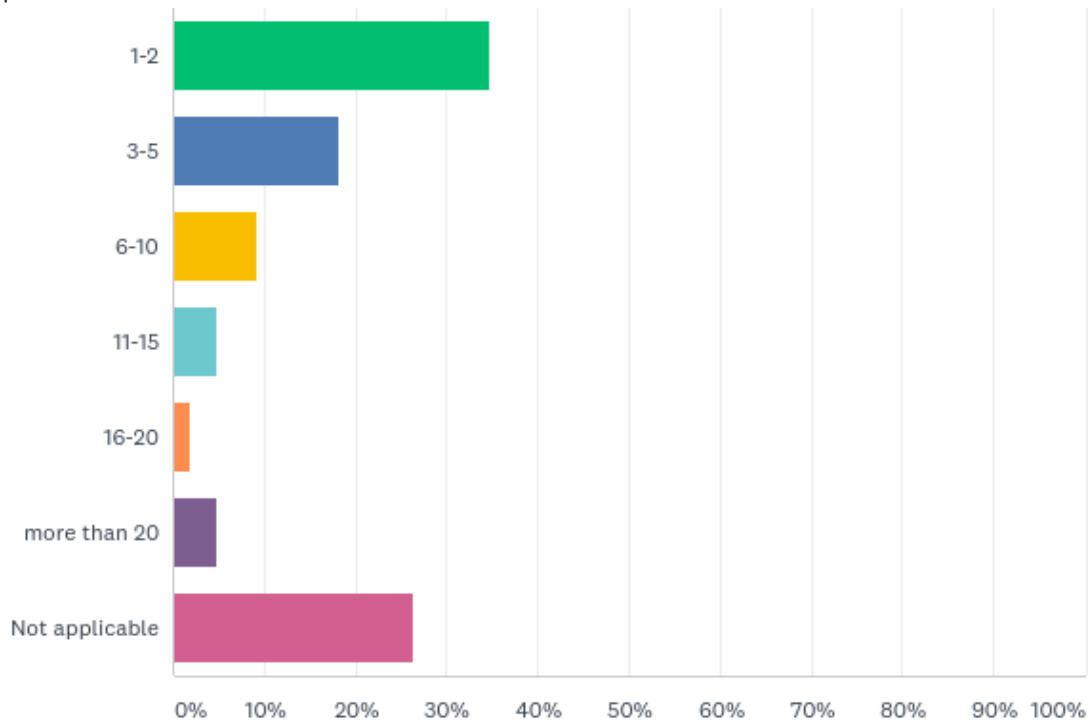
Have you had to reduce the number of employees working for your business as a result of the COVID-19? (Please check all that apply)

Answered: 1,370 Skipped: 0

ANSWER CHOICES	RESPONSES	
Yes, temporarily	45.18%	619
Yes, permanently	4.96%	68
No, I have not reduced employees	34.89%	478
Not yet, but I anticipate a reduction in employees	18.54%	254
Total Respondents: 1,370		

If your workforce has been reduced or you anticipate a reduction, please indicate how many employees are/may be impacted.

Answered: 1,370 Skipped: 0



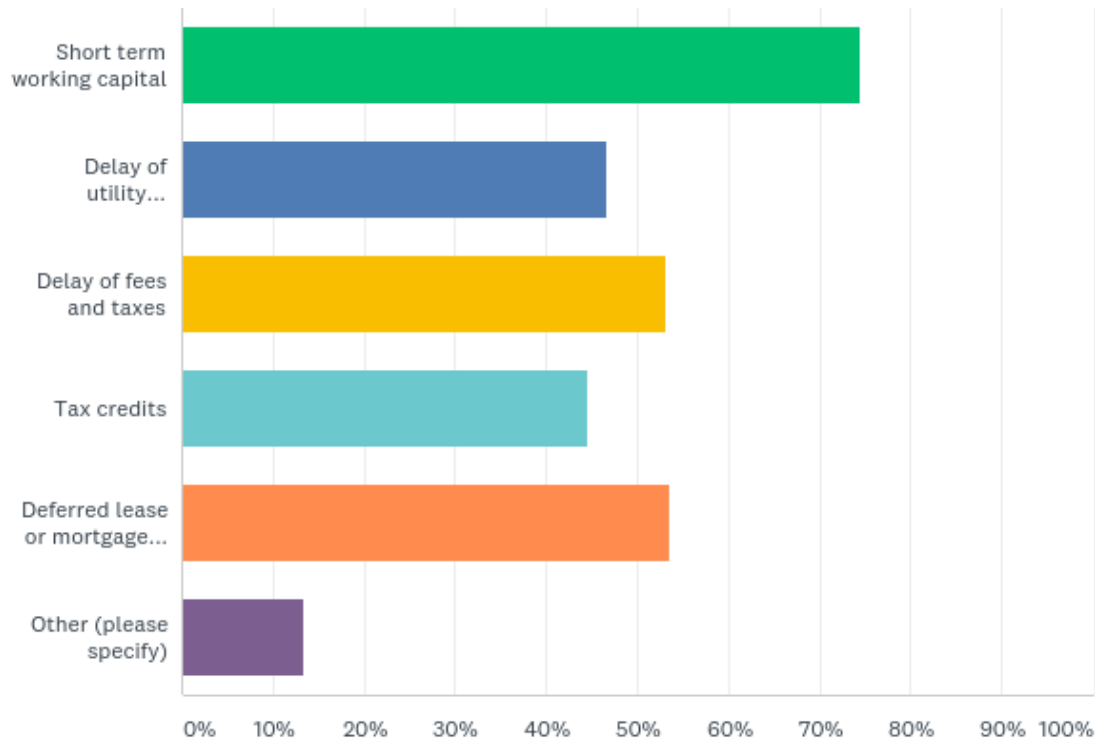
If your workforce has been reduced or you anticipate a reduction, please indicate how many employees are/may be impacted.

Answered: 1,370 Skipped: 0

ANSWER CHOICES	RESPONSES	
1-2	34.82%	477
3-5	18.10%	248
6-10	9.20%	126
11-15	4.82%	66
16-20	1.90%	26
more than 20	4.74%	65
Not applicable	26.42%	362
TOTAL		1,370

What type of assistance does your business need during this crisis? (Please check all that apply)

Answered: 1,370 Skipped: 0



What type of assistance does your business need during this crisis? (Please check all that apply)

Answered: 1,370 Skipped: 0

ANSWER CHOICES	RESPONSES	
Short term working capital	74.53%	1,021
Delay of utility payments	46.64%	639
Delay of fees and taxes	53.14%	728
Tax credits	44.53%	610
Deferred lease or mortgage payment	53.65%	735
Other (please specify)	13.28%	182
Total Respondents: 1,370		